



ILLUMINATES YOUR WORLD

INSTALLATION MANUAL

Thank you for purchasing a Lucide original!

This manual will hopefully guide you easily through the installation process. We aim to inspire and illuminate our clients by offering trendy, high-quality and affordable lighting.

Welcome to the community of #illuminatesyourworld

DISCOVER OUR COLLECTION!



Visit our website and discover our entire collection

CURIOUS ABOUT OUR BRAND?



Our brand video gives you a glimpse behind the scenes at Lucide

#ILLUMINATESYOURWORLD




Take a look at how others around the world use Lucide products

Follow us for the latest lighting trends!




LUCIDE



 ENERGY
Lucide
49043-95-62

A	▶
B	▶
C	▶
D	▶
E	▶
F	▶
G	▶

3 kWh/1000h

 2019/2015

General

Dimensions LxWxH: 3,5cm x 3,5cm x 9,8cm
Main material: Glass
Color: Amber
Style: Vintage
Shape: Candle
Weight: 0,03kg
Warranty: 30 Days
Lumen: 1 x 200lm
Colour temperature: 2200K
Beam angle (if directional): 360°
Color Rendering Index: 80
Expected lifetime: 15000h

Specifications

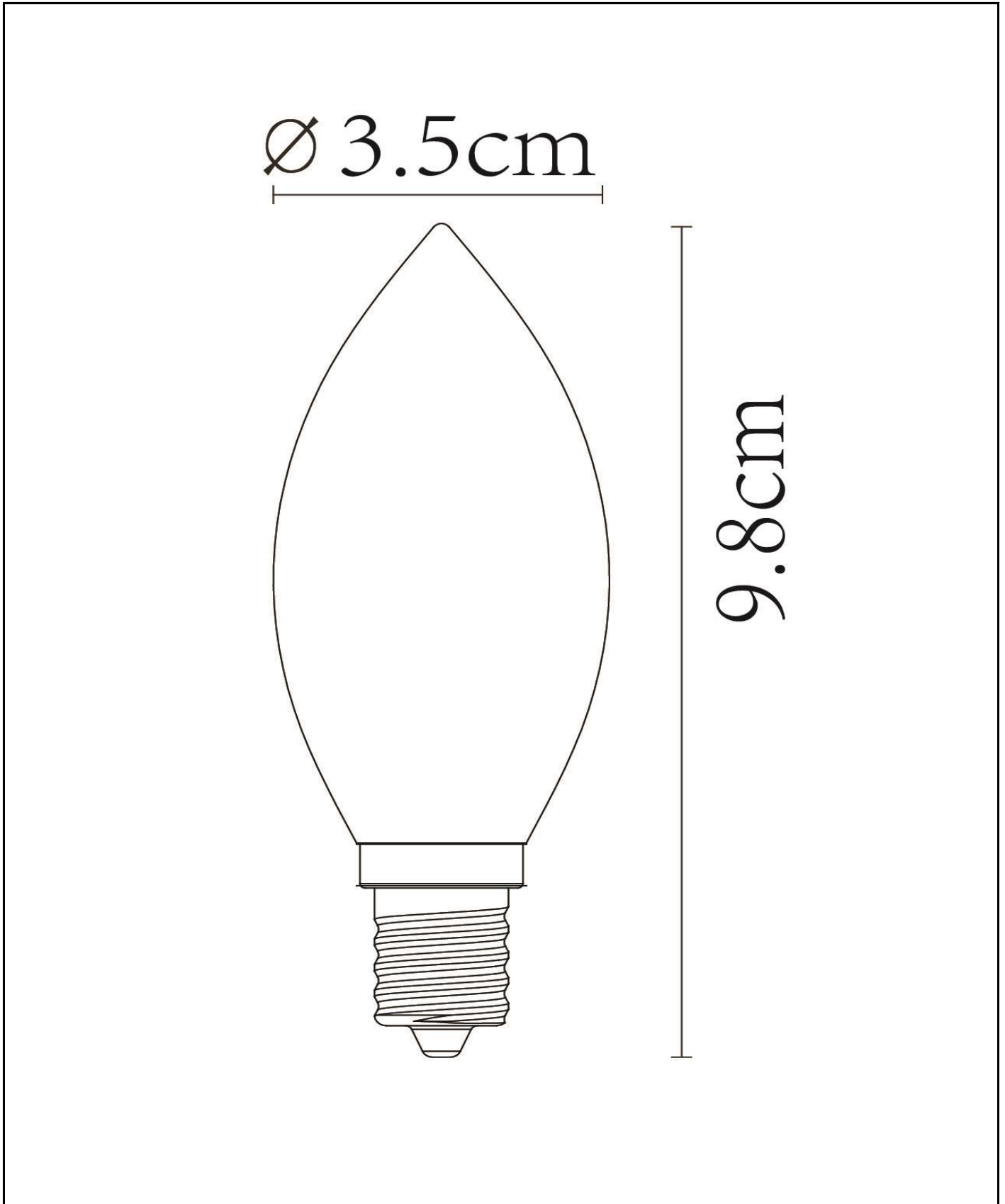
Dimmable: Yes
Cable: No Cable On Product
Sensor: Without Sensor
Control: Light Switch Control
Power supply: Adapter/Power Grid
IP-class: 20
Electric class: 1
Number of light sources: 1
Lamp socket: E14
Wattage: 1 x 3W
Power requirements: 220-240V-50Hz

For more specifications of this product please visit www.lucide.com



C35

Item number: 49043/95/62
EAN code: 5411212492074



For more specifications or dimensions of this product please visit www.lucide.com



ILLUMINATES YOUR WORLD

LUCIDE NV

LUCIDE NV BISSCHOPPENHOFLAAN 145, 2100 DEURNE, BELGIUM

info@lucide.com tel: +32(0)3 366 22 04

www.lucide.com